





空飛ぶクルマ、空飛ぶタクシーの開発動向と市場展望に関する調査 — 空の移動革命の可能性！ 空飛ぶクルマの未来戦略 — 【調査報告書】

調査報告書のイメージ

<http://www.aqu.com/flying-car/sample-1.pdf>







Section 1: Introduction and overview of the project. This section includes a brief history of the organization and the specific goals of the current initiative. It also outlines the scope of the report and the methodology used for data collection and analysis.



Category	Value
Category 1	10
Category 2	20
Category 3	30
Category 4	40
Category 5	50
Category 6	60
Category 7	70
Category 8	80
Category 9	90
Category 10	100



Section 2: Detailed analysis of the project's performance. This section provides a deep dive into the various metrics and indicators used to measure success. It includes a comparison of actual results against targets and a discussion of the factors that influenced the outcomes.



Item	Price	Quantity
Item 1	100	10
Item 2	200	20
Item 3	300	30
Item 4	400	40
Item 5	500	50

Section 3: Key findings and conclusions. This section summarizes the most important results of the study and provides a clear, concise summary of the findings. It also offers recommendations for future actions based on the data.




Section 4: Appendix and additional information. This section contains supplementary data, charts, and tables that provide further detail and context for the main findings. It is intended for readers who want to explore the data more deeply.



REPORT IMAGE

Item	Value
Item 1	10
Item 2	20
Item 3	30
Item 4	40
Item 5	50
Item 6	60
Item 7	70
Item 8	80
Item 9	90
Item 10	100



Item	Value
Item 1	10
Item 2	20
Item 3	30
Item 4	40
Item 5	50
Item 6	60
Item 7	70
Item 8	80
Item 9	90
Item 10	100

Item	Value
Item 1	10
Item 2	20
Item 3	30
Item 4	40
Item 5	50
Item 6	60
Item 7	70
Item 8	80
Item 9	90
Item 10	100

Item	Value
Item 1	10
Item 2	20
Item 3	30
Item 4	40
Item 5	50
Item 6	60
Item 7	70
Item 8	80
Item 9	90
Item 10	100

