




新世代ネット端末、新ネットサービスの市場動向と市場戦略に関する調査

- Android搭載機器、新ネットサービスの市場展望と予測、ビジネス戦略 -
【調査報告書】

調査報告書のサンプル

⇒ <http://www.aqu.com/new-generation/sample-1.pdf>



SAMPLE



新世代ネット端末、新ネットサービスの市場動向と市場戦略に関する調査
 - Android搭載機器、新ネットサービスの市場展望と予測、ビジネス戦略 -
 【調査報告書】

調査報告書のサンプル

⇒ <http://www.aqu.com/new-generation/sample-1.pdf>

The image displays a grid of 16 sample pages from a market research report. The pages are arranged in a 4x4 grid. A large blue oval with the word "SAMPLE" is centered over the grid. The pages contain various content including:

- Textual analysis and market trends.
- Tables with data points and metrics.
- Bar charts and line graphs showing market performance.
- Diagrams and flowcharts illustrating market structure or user behavior.
- Images of various mobile devices like smartphones and tablets.
- Screenshots of user interfaces and applications.

Each page has a small header with the report title and a footer with the page number and the organization's name, "AQI Technology Research Institute, Inc.".